

# grande forge

*Présente*



**CARBONE**



# CARBONE

*Cette collection vous offre la possibilité de vous différencier et créer des rampes d'escaliers avec une matière et des couleurs remarquables.*

Le corps de ces balustres et poteaux est en fibre de carbone  
Ils sont montés, au choix, avec des embouts en acier CARRÉS (K), RONDS (R) ou RONDS INOX (W), permettant éventuellement le montage de la rampe par soudage ou vissage.

**Usage exclusif en intérieur**



# CARBONE RED

ø 90mm  
H: 140mm

ø 3 1/2"  
H: 5 1/2"

ø 100mm  
H: 140mm

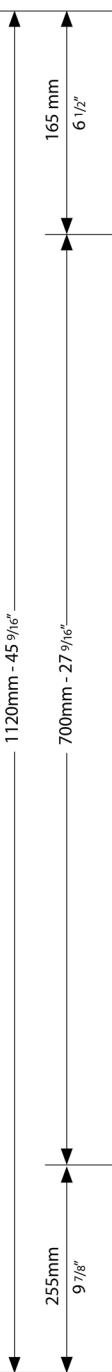
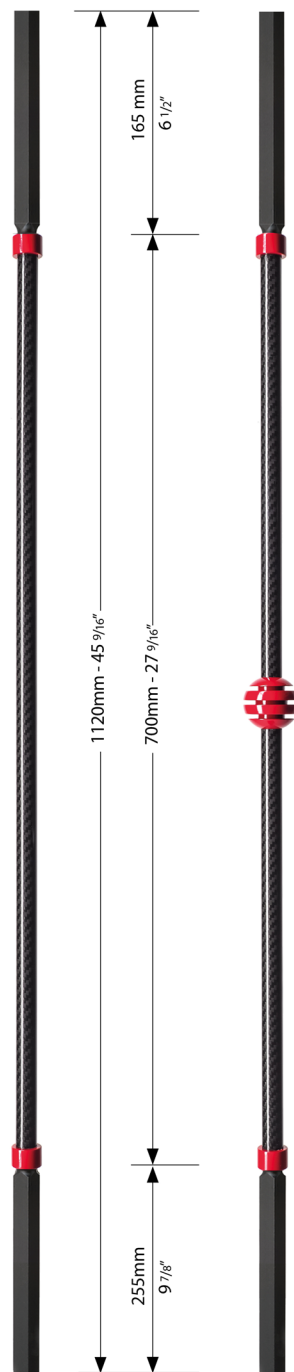
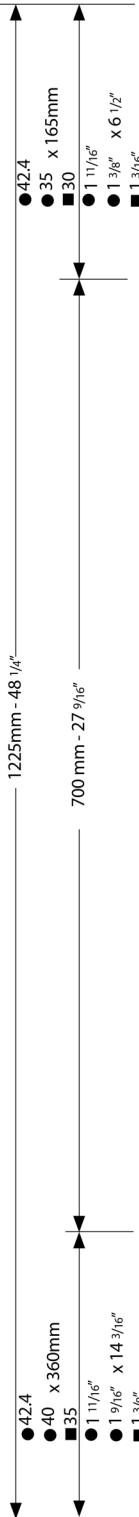

ø 4"  
H: 5 1/2"




TCARB-RED

TBL90-RED

TBL70-RED




● 16 mm 5/8"	Ø = 63mm Ø = 2 1/2"	<b>CSR16-RED</b>
● 40 mm 1 5/8"	Ø = 120mm Ø = 4 3/4"	<b>CSR40-RED</b>
● 42.4 mm 1 11/16"	Ø = 80mm Ø = 3 1/8"	<b>CSR42-RED</b>



■ 16 mm 5/8"	A = 60mm A = 2 3/8"	<b>CSK16-RED</b>
■ 35 mm 1 3/8"	A = 92mm A = 3 5/8"	<b>CSK35-RED</b>



● 16 mm 5/8"	Ø = 63mm Ø = 2 1/2"	<b>CSR16CARB</b>
● 40 mm 1 5/8"	Ø = 120mm Ø = 4 3/4"	<b>CSR40CARB</b>
● 42.4 mm 1 11/16"	Ø = 80mm Ø = 3 1/8"	<b>CSR42CARB</b>



■ 16 mm 5/8"	A = 60mm A = 2 3/8"	<b>CSK16CARB</b>
■ 35 mm 1 3/8"	A = 92mm A = 3 5/8"	<b>CSK35CARB</b>

● 40 mm 1 5/8"	<b>PCAR10-R-RED</b>	<b>PCAR11-R-RED</b>
● 42.4 mm INOX 1 11/16"	<b>PCAR10-W-RED</b>	<b>PCAR11-W-RED</b>
■ 35 mm 1 3/8"	<b>PCAR10-K-RED</b>	<b>PCAR11-K-RED</b>

<b>BCAR10-R-RED</b>	<b>BCAR11-R-RED</b>	16 mm ● 5/8"
<b>BCAR10-W-RED</b>	<b>BCAR11-W-RED</b>	16 mm INOX ● 5/8"
<b>BCAR10-K-RED</b>	<b>BCAR11-K-RED</b>	16 mm ■ 5/8"





# CARBONE BLUE

ø 90mm  
H: 140mm

ø 3 1/2"  
H: 5 1/2"

ø 100mm  
H: 140mm

ø 4"  
H: 5 1/2"



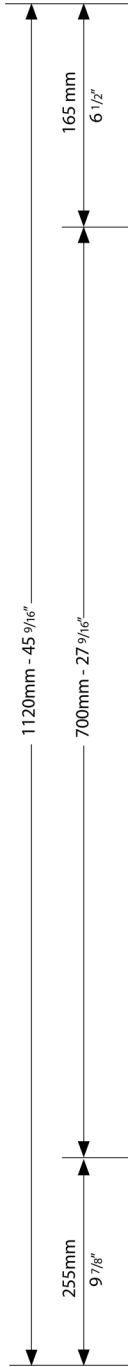

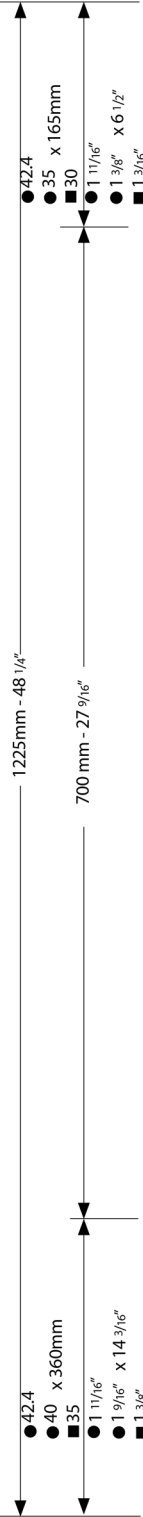

TCARB-BLU




TBL90-BLU



TBL70-BLU




● 16 mm 5/8"	Ø = 63mm Ø = 2 1/2"	CSR16-BLU
● 40 mm 1 5/8"	Ø = 120mm Ø = 4 3/4"	CSR40-BLU
● 42.4 mm 1 11/16"	Ø = 80mm Ø = 3 1/8"	CSR42-BLU



■ 16 mm 5/8"	A = 60mm A = 2 3/8"	CSK16-BLU
■ 35 mm 1 3/8"	A = 92mm A = 3 5/8"	CSK35-BLU



● 16 mm 5/8"	Ø = 63mm Ø = 2 1/2"	CSR16CARB
● 40 mm 1 5/8"	Ø = 120mm Ø = 4 3/4"	CSR40CARB
● 42.4 mm 1 11/16"	Ø = 80mm Ø = 3 1/8"	CSR42CARB



■ 16 mm 5/8"	A = 60mm A = 2 3/8"	CSK16CARB
■ 35 mm 1 3/8"	A = 92mm A = 3 5/8"	CSK35CARB

● 40 mm 1 5/8"	PCAR10-R-BLU	PCAR11-R-BLU
● 42.4 mm INOX 1 11/16"	PCAR10-W-BLU	PCAR11-W-BLU
■ 35 mm 1 3/8"	PCAR10-K-BLU	PCAR11-K-BLU

● 16 mm 5/8"	BCAR10-R-BLU	BCAR11-R-BLU	●
● 16 mm INOX 5/8"	BCAR10-W-BLU	BCAR11-W-BLU	●
■ 16 mm 5/8"	BCAR10-K-BLU	BCAR11-K-BLU	■





# CARBONE WHITE

∅ 90mm  
H: 140mm

∅ 3 1/2"  
H: 5 1/2"

∅ 100mm  
H: 140mm

∅ 4"  
H: 5 1/2"




∅ 54mm  
∅ 2 1/8"

∅ 54mm  
∅ 2 1/8"

TCARB-WHI

TBL90-WHI


TBL70-WHI



● 42.4  
● 35 x 165mm  
■ 30  
● 1 11/16"  
● 1 3/8" x 6 1/2"  
■ 1 3/16"

1225mm - 48 1/4"  
700mm - 27 9/16"

● 42.4  
● 40 x 360mm  
■ 35  
● 1 11/16"  
● 1 9/16" x 14 3/16"  
■ 1 3/8"



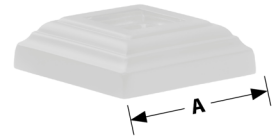
165mm  
6 1/2"

1120mm - 45 9/16"  
700mm - 27 9/16"

255mm  
9 7/8"




● 16 mm 5/8"	∅ = 63mm ∅ = 2 1/2"	CSR16-WHI
● 40 mm 1 5/8"	∅ = 120mm ∅ = 4 3/4"	CSR40-WHI
● 42.4 mm 1 11/16"	∅ = 80mm ∅ = 3 1/8"	CSR42-WHI



■ 16 mm 5/8"	A = 60mm A = 2 3/8"	CSK16-WHI
■ 35 mm 1 3/8"	A = 92mm A = 3 35/8"	CSK35-WHI



● 16 mm 5/8"	∅ = 63mm ∅ = 2 1/2"	CSR16CARB
● 40 mm 1 5/8"	∅ = 120mm ∅ = 4 3/4"	CSR40CARB
● 42.4 mm 1 11/16"	∅ = 80mm ∅ = 3 1/8"	CSR42CARB



■ 16 mm 5/8"	A = 60mm A = 2 3/8"	CSK16CARB
■ 35 mm 1 3/8"	A = 92mm A = 3 5/8"	CSK35CARB

● 40 mm 1 5/8"	PCAR10-R-WHI	PCAR11-R-WHI
● 42.4 mm INOX 1 11/16"	PCAR10-W-WHI	PCAR11-W-WHI
■ 35 mm 1 3/8"	PCAR10-K-WHI	PCAR11-K-WHI

BCAR10-R-WHI	BCAR11-R-WHI	16 mm ●
BCAR10-W-WHI	BCAR11-W-WHI	16 mm INOX ●
BCAR10-K-WHI	BCAR11-K-WHI	16 mm ■



# CARBONE

## Black Chrome

ø 90mm  
H: 140mm

ø 3 1/2"  
H: 5 1/2"


ø 100mm  
H: 140mm

ø 4"  
H: 5 1/2"




TCARB-CN

TBL70CN




● 42.4  
 ● 35 x 165mm  
 ■ 30  
 ● 1 11/16"  
 ● 1 3/8" x 6 1/2"  
 ■ 1 3/16"  
 1225mm - 48 1/4"  
 700mm - 27 9/16"  
 ● 42.4  
 ● 40 x 360mm  
 ■ 35  
 ● 1 11/16"  
 ● 1 9/16" x 14 3/16"  
 ■ 1 3/8"



165mm  
 6 1/2"  
 1120mm - 45 9/16"  
 700mm - 27 9/16"  
 255mm  
 9 7/8"




● 16 mm 5/8"	Ø = 63mm Ø = 2 1/2"	CSL61CN
● 40 mm 1 5/8"	Ø = 120mm Ø = 4 3/4"	CSL114CN
● 42.4 mm 1 11/16"	Ø = 80mm Ø = 3 1/8"	CSR42CN



■ 16 mm 5/8"	A = 60mm A = 2 3/8"	CSL616CN
■ 35 mm 1 3/8"	A = 85mm A = 3 3/8"	CSL835CN



● 16 mm 5/8"	Ø = 63mm Ø = 2 1/2"	CSR16CARB
● 40 mm 1 5/8"	Ø = 120mm Ø = 4 3/4"	CSR40CARB
● 42.4 mm 1 11/16"	Ø = 80mm Ø = 3 1/8"	CSR42CARB



■ 16 mm 5/8"	A = 60mm A = 2 3/8"	CSK16CARB
■ 35 mm 1 3/8"	A = 92mm A = 3 5/8"	CSK35CARB

● 40 mm 1 5/8"	PCAR10-R-CN	PCAR11-R-CN
● 42.4 mm INOX 1 11/16"	PCAR10-W-CN	PCAR11-W-CN
■ 35 mm 1 3/8"	PCAR10-K-CN	PCAR11-K-CN


BCAR10-R-CN	BCAR11-R-CN	16 mm ●
BCAR10-W-CN	BCAR11-W-CN	16 mm INOX ●
BCAR10-K-CN	BCAR11-K-CN	16 mm ■





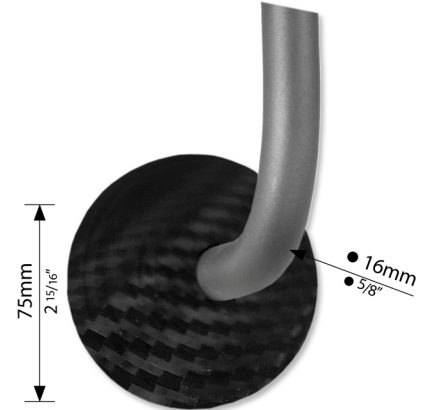
**FRANÇAIS :** Départs de rampe "LATERAL", en acier moulé recouvert d'un film carbone.  
Livrés avec une sous-lisse en fer plat de 20/12 mm.

**ENGLISH :** "LATERAL" rail ends, made of cast steel with carbon cover.  
Supplied with a 20/12 mm (3/4" x 1/2") steel scroll.




**DR 245 LCARB**

**DR 245 RCARB**



**SML 31 CARB**



**CO-CARB**

**CU-CARB**


**FRANÇAIS :** Film adhésif à effet texturé 3D Carbone pour recouvrir les mains courantes. Largeur 120 mm

**ENGLISH :** Carbon 3D textured adhesive film for covering handrails. Width 120 mm



**FILM-CARBONE**

**Vendu au mètre. A spécifier lors de la commande.**  
**Sold by the meter. To be specified when ordering.**



**TS6CARB**

**TS5CARB**

**TS4CARB**

Embase passante  
Passing base

Embase d'angle  
Base for angle

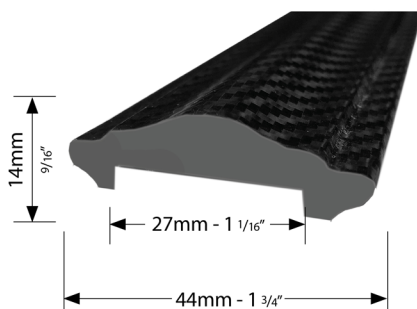
Embase d'extrémité  
Extremity base

**FRANÇAIS :** Bague couvre-joint en acier moulé recouvert d'un film carbone.

**ENGLISH :** Steel castings coverjoint collar with carbon cover. .



**RA 40 CARB**



**FRANÇAIS :** Main courante en fer mouluré recouvert d'un film carbone. Livrée en longueur de 3 mètres.

**ENGLISH :** Formed steel handrail with carbon cover. Supplied in 3 meter (ca. 10 ft.) lengths.

**MC-CARB**

**FRANÇAIS :** Départ en acier recouvert d'un film carbone, prévu pour sous-lisse en plat de 20 x 12 mm.

**ENGLISH :** Rail ends, made of cast steel with carbon cover. Supplied with a 20/12 mm (3/4" x 1/2") steel scroll.



**DRC 305 CARB**

***G=Gold NI=Nickel SA=Satin***



● 40 mm 1 5/8"	PCAR10-R-G	PCAR11-R-G	PCAR10-R-NI	PCAR11-R-NI	PCAR10-R-SA	PCAR11-R-SA
● 42.4 mm INOX 1 11/16"	PCAR10-W-G	PCAR11-W-G	PCAR10-W-NI	PCAR11-W-NI	PCAR10-W-SA	PCAR11-W-SA
■ 35 mm 1 3/8"	PCAR10-K-G	PCAR11-K-G	PCAR10-K-NI	PCAR11-K-NI	PCAR10-K-SA	PCAR11-K-SA






● 16 mm 5/8"	Ø = 63mm Ø = 2 1/2"	<b>CSL61G</b>
● 40 mm 1 5/8"	Ø = 110mm Ø = 4 5/16"	<b>CSL114G</b>
● 42.4 mm 1 11/16"	Ø = 80mm Ø = 3 1/8"	<b>CSR42-G</b>




● 16 mm 5/8"	Ø = 63mm Ø = 2 1/2"	<b>CSL61NI</b>
● 40 mm 1 5/8"	Ø = 110mm Ø = 4 5/16"	<b>CSL114NI</b>
● 42.4 mm 1 11/16"	Ø = 80mm Ø = 3 1/8"	<b>CSR42-NI</b>




● 16 mm 5/8"	Ø = 63mm Ø = 2 1/2"	<b>CSL61SA</b>
● 40 mm 1 5/8"	Ø = 110mm Ø = 4 5/16"	<b>CSL114SA</b>
● 42.4 mm 1 11/16"	Ø = 80mm Ø = 3 1/8"	<b>CSR42-SA</b>



■ 16 mm 5/8"	A = 60mm A = 2 3/8"	<b>CSL616G</b>
■ 35 mm 1 3/8"	A = 85mm A = 3 3/8"	<b>CSL835G</b>



■ 16 mm 5/8"	A = 60mm A = 2 3/8"	<b>CSL616NI</b>
■ 35 mm 1 3/8"	A = 85mm A = 3 3/8"	<b>CSL835NI</b>



■ 16 mm 5/8"	A = 60mm A = 2 3/8"	<b>CSL616SA</b>
■ 35 mm 1 3/8"	A = 85mm A = 3 3/8"	<b>CSL835SA</b>

Ø 90mm  
H: 140mm



**TCARB-G**

Ø 3 1/2"  
H: 5 1/2"



**TCARB-NI**



**TCARB-SA**

Ø 100mm  
H: 140mm



**TBL70G**

Ø 4"  
H: 5 1/2"



**TBL70NI**



**TBL70SA**

Ø 54mm  
Ø 2 1/8"

Ø 54mm  
Ø 2 1/8"



● 16 mm 5/8"	<b>BCAR10-R-G</b>	<b>BCAR11-R-G</b>	<b>BCAR10-R-NI</b>	<b>BCAR11-R-NI</b>	<b>BCAR10-R-SA</b>	<b>BCAR11-R-SA</b>
● 16 mm INOX 5/8"	<b>BCAR10-W-G</b>	<b>BCAR11-W-G</b>	<b>BCAR10-W-NI</b>	<b>BCAR11-W-NI</b>	<b>BCAR10-W-SA</b>	<b>BCAR11-W-SA</b>
■ 16 mm 5/8"	<b>BCAR10-K-G</b>	<b>BCAR11-K-G</b>	<b>BCAR10-K-NI</b>	<b>BCAR11-K-NI</b>	<b>BCAR10-K-SA</b>	<b>BCAR11-K-SA</b>

# CARBONE

## Custom Color

**FRANÇAIS :** Les éléments de couleur jaune peuvent être peints selon la couleur de votre choix. Couleur RAL à spécifier lors de la commande.

**ENGLISH:** The yellow elements can be painted according to the color of your choice. RAL color to specify when ordering.

ø 100mm  
H: 140mm

ø 4"  
H: 5 1/2"



TCARB-SPE

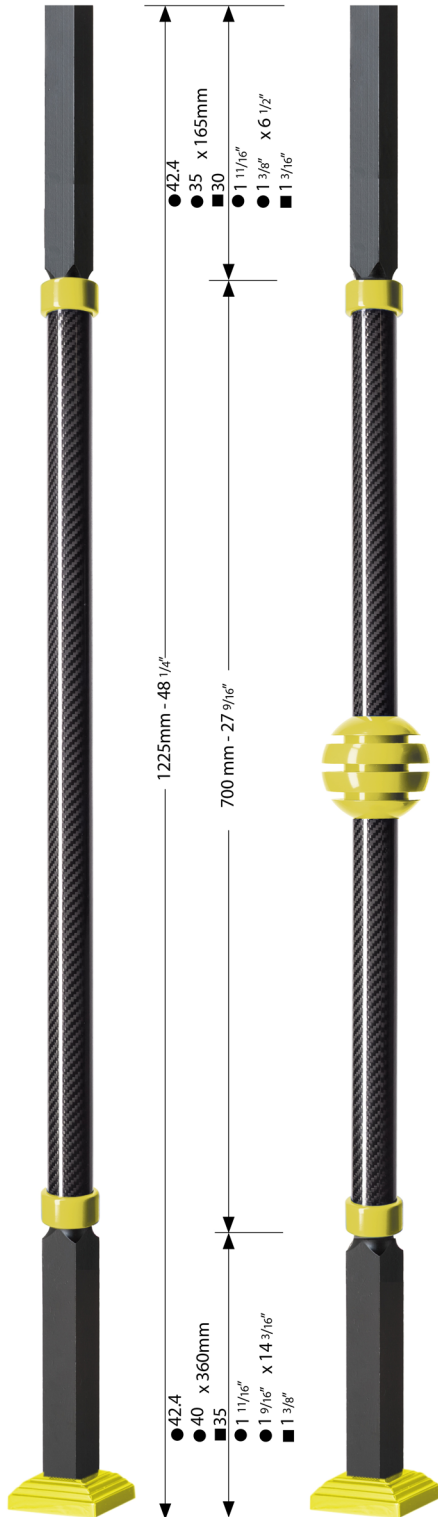


TBL90-SPE




TBL70-SPE

ø 54mm  
ø 2 1/8"



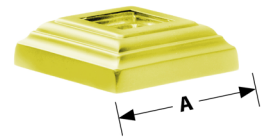
● 42.4  
 ● 35 x 165mm  
 ■ 30  
 ● 1 11/16"  
 ● 1 3/8" x 6 1/2"  
 ■ 1 3/16"  
 1225mm - 48 1/4"  
 700mm - 27 9/16"  
 ● 42.4  
 ● 40 x 360mm  
 ■ 35  
 ● 1 11/16"  
 ● 1 9/16" x 14 3/16"  
 ■ 1 3/8"



165mm  
 6 1/2"  
 1120mm - 45 9/16"  
 700mm - 27 9/16"  
 255mm  
 9 7/8"




● 16 mm 5/8"	Ø = 63mm Ø = 2 1/2"	CSR16-SPE
● 40 mm 1 5/8"	Ø = 120mm Ø = 4 3/4"	CSR40-SPE
● 42.4 mm 1 11/16"	Ø = 80mm Ø = 3 1/8"	CSR42-SPE



■ 16 mm 5/8"	A = 60mm A = 2 3/8"	CSK16-SPE
■ 35 mm 1 3/8"	A = 85mm A = 3 3/8"	CSK35-SPE



● 16 mm 5/8"	Ø = 63mm Ø = 2 1/2"	CSR16CARB
● 40 mm 1 5/8"	Ø = 120mm Ø = 4 3/4"	CSR40CARB
● 42.4 mm 1 11/16"	Ø = 80mm Ø = 3 1/8"	CSR42CARB



■ 16 mm 5/8"	A = 60mm A = 2 3/8"	CSK16CARB
■ 35 mm 1 3/8"	A = 92mm A = 3 5/8"	CSK35CARB

● 40 mm 1 5/8"	PCAR10-R-SPE	PCAR11-R-SPE
● 42.4mm INOX 1 11/16"	PCAR10-W-SPE	PCAR11-W-SPE
■ 35 mm 1 3/8"	PCAR10-K-SPE	PCAR11-K-SPE

● 16 mm 5/8"	BCAR10-R-SPE	BCAR11-R-SPE
● 16mm INOX 5/8"	BCAR10-W-SPE	BCAR11-W-SPE
■ 16 mm 5/8"	BCAR10-K-SPE	BCAR11-K-SPE











**MERCURY**  
forge

Салон лестниц и ограждений Mercury forge  
г. Москва, Центр дизайна ARTPLAY,  
ул. Нижняя Сыромятническая, д. 10, стр. 4, 1 этаж  
+7 (495) 788 48 38



grande forge

SCHUTT Grande Forge - 2018 - SCHUTT Julien